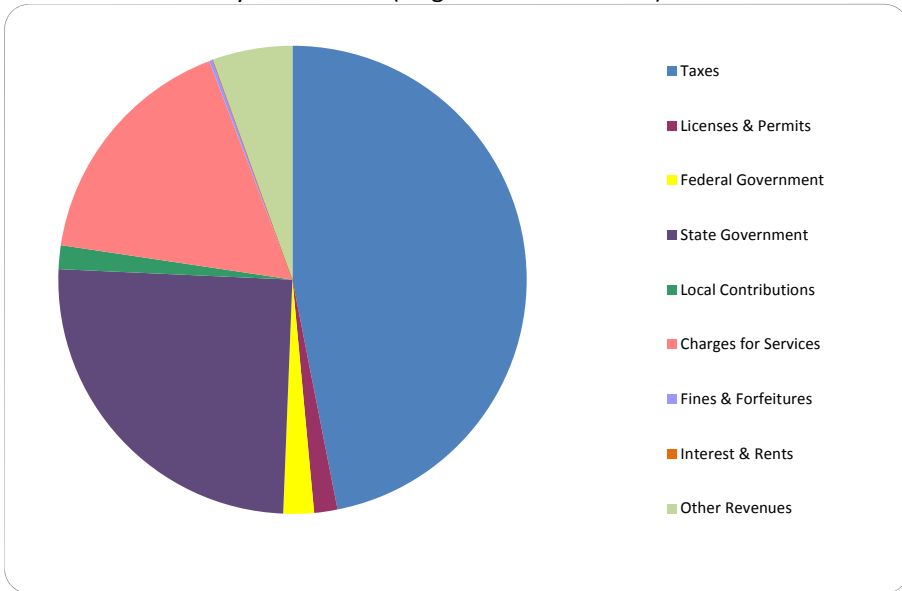


CITIZEN'S GUIDE TO LOCAL UNIT FINANCES - City of Milan (81-2020)

REVENUES

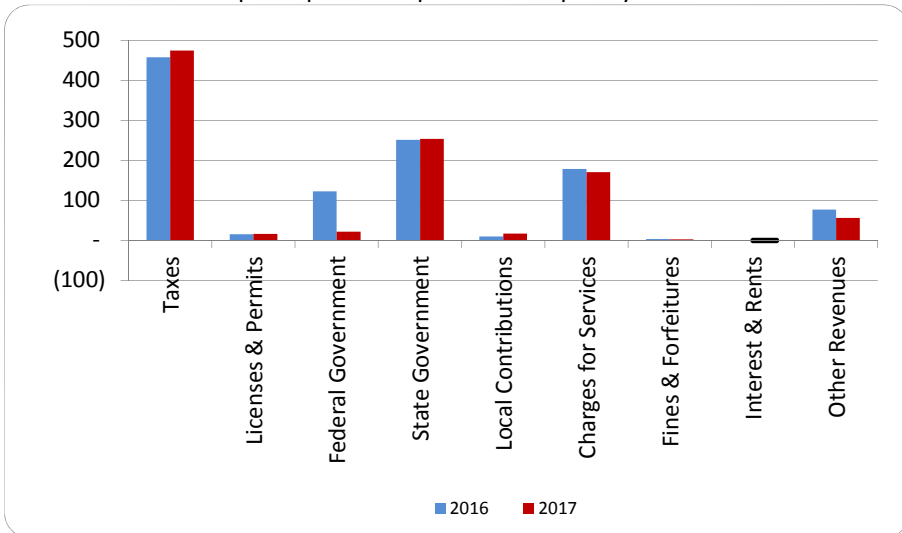
1. Where our money comes from (all governmental funds)



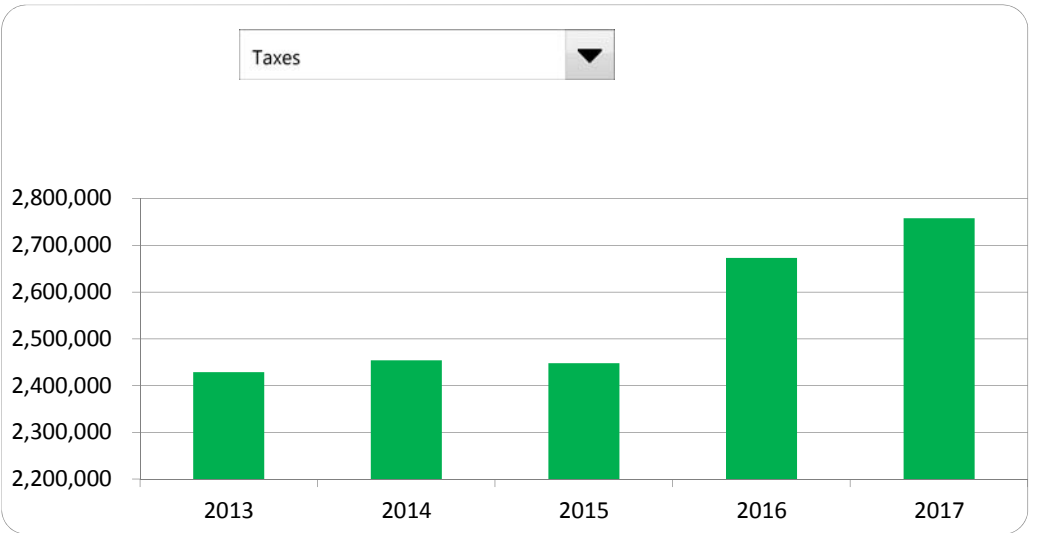
2. Compared to the prior year

	<u>2016</u>	<u>2017</u>	<u>% change</u>
Taxes	\$ 2,673,219	\$ 2,757,989	3.17%
Licenses & Permits	87,278	93,628	7.28%
Federal Government	715,938	125,082	-82.53%
State Government	1,466,863	1,475,157	0.57%
Local Contributions	54,945	96,393	75.44%
Charges for Services	1,040,953	990,042	-4.89%
Fines & Forfeitures	16,292	15,371	-5.65%
Interest & Rents	422	(111)	-126.30%
Other Revenues	450,076	324,546	-27.89%
Total Revenues	\$ 6,505,986	\$ 5,878,097	-9.65%

3. Revenue sources per capita - compared to the prior year



4. Historical trends of individual sources



Commentary:

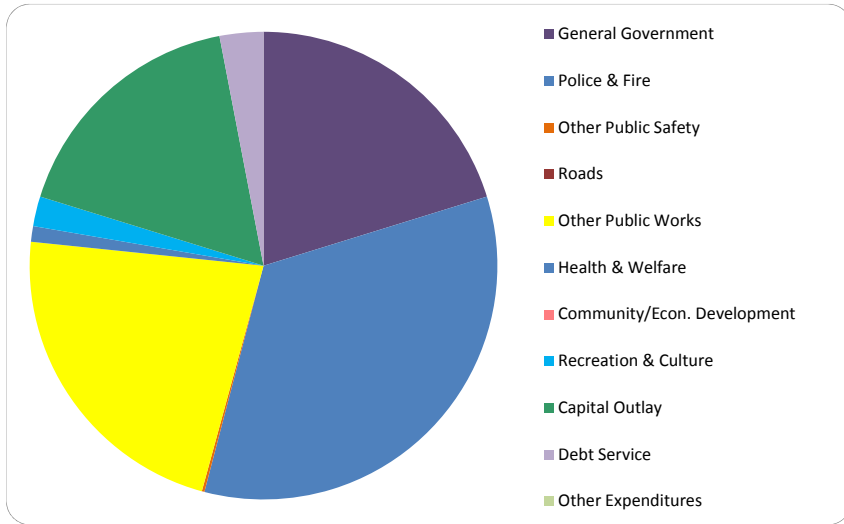
For more information on our unit's finances, contact Karen Samborski at (734) 439-1501.

CITIZEN'S GUIDE TO LOCAL UNIT FINANCES - City of Milan (81-2020)

EXPENDITURES

1. Where we spend our money (all governmental funds)

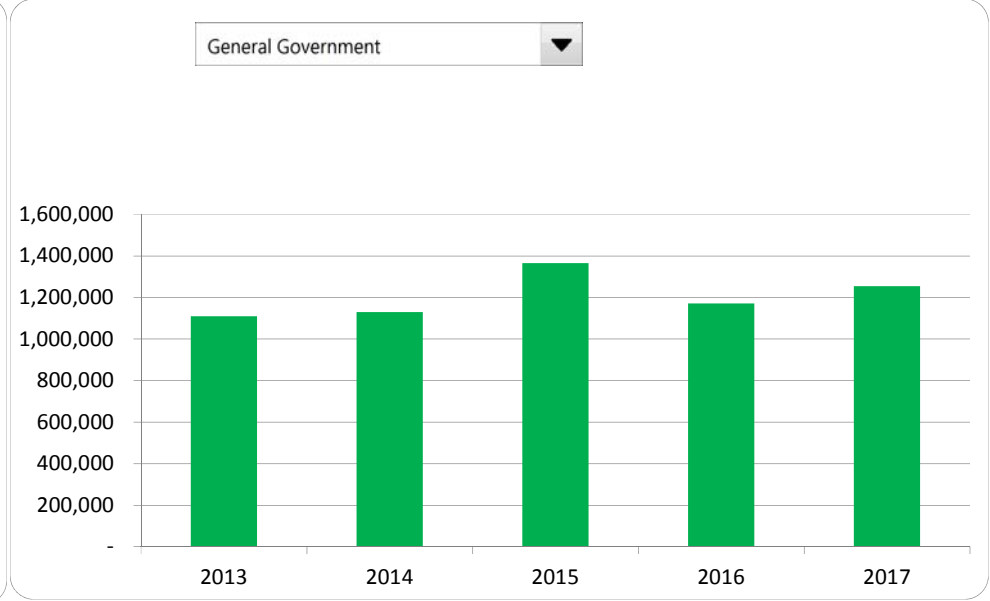
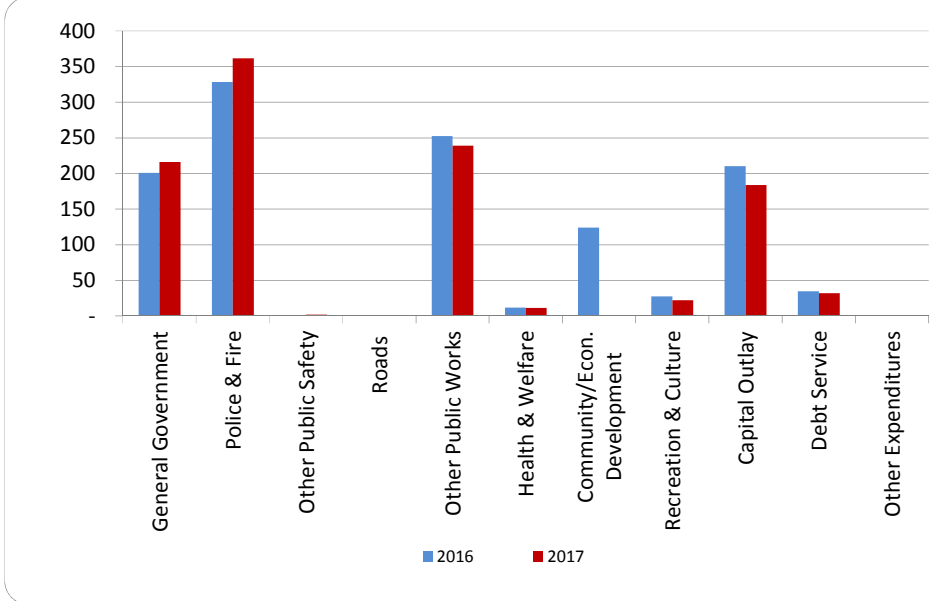
2. Compared to the prior year



	<u>2016</u>	<u>2017</u>	<u>% change</u>
General Government	\$ 1,171,879	\$ 1,254,060	7.01%
Police & Fire	1,915,830	2,098,905	9.56%
Other Public Safety	-	10,925	N/A
Other Public Works	1,473,271	1,389,017	-5.72%
Health & Welfare	68,670	65,815	-4.16%
Community/Econ. Development	724,981	-	-100.00%
Recreation & Culture	161,878	128,251	-20.77%
Capital Outlay	1,228,809	1,067,400	-13.14%
Debt Service	203,901	187,104	-8.24%
Other Expenditures	-	-	N/A
Total Expenditures	\$ 6,949,219	\$ 6,201,477	-10.76%

3. Spending per capita - compared to the prior year

4. Historical trends of individual departments:



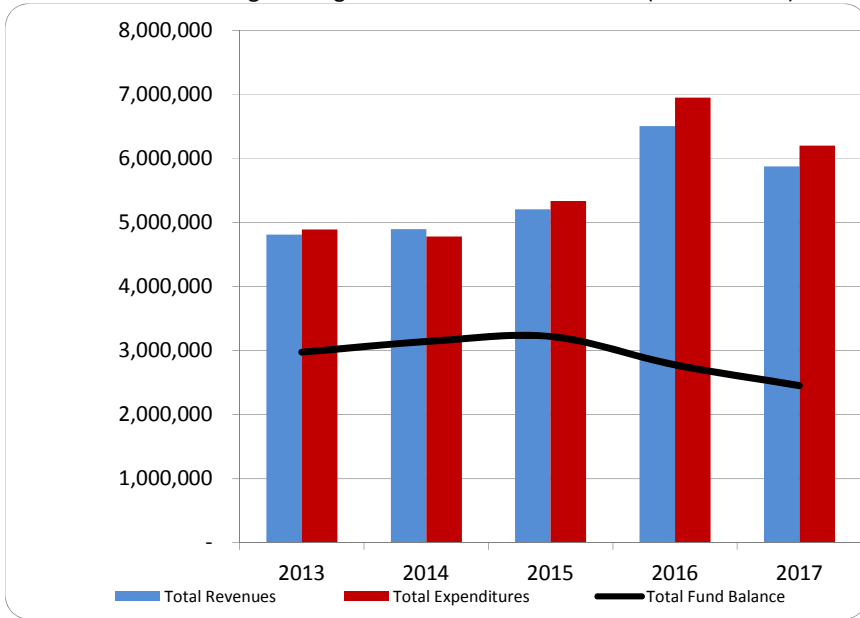
Commentary:

For more information on our unit's finances, contact Karen Samborski at (734) 439-1501.

CITIZEN'S GUIDE TO LOCAL UNIT FINANCES - City of Milan (81-2020)

FINANCIAL POSITION

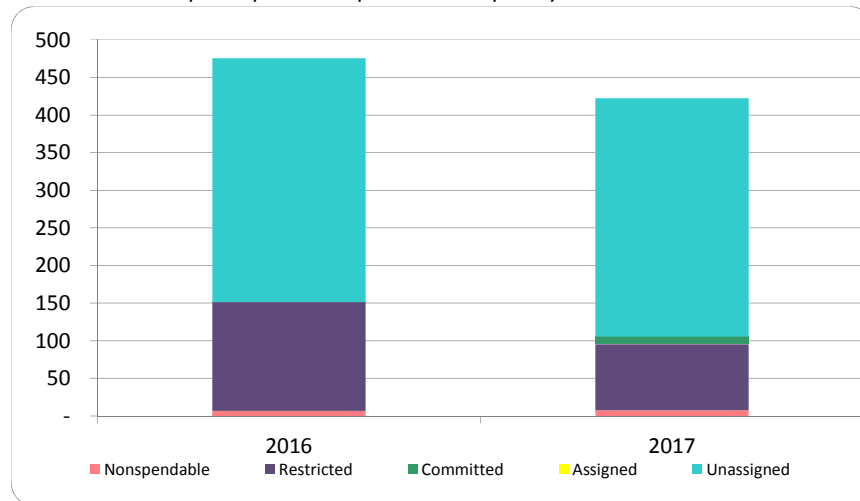
1. How have we managed our governmental fund resources (fund balance)?



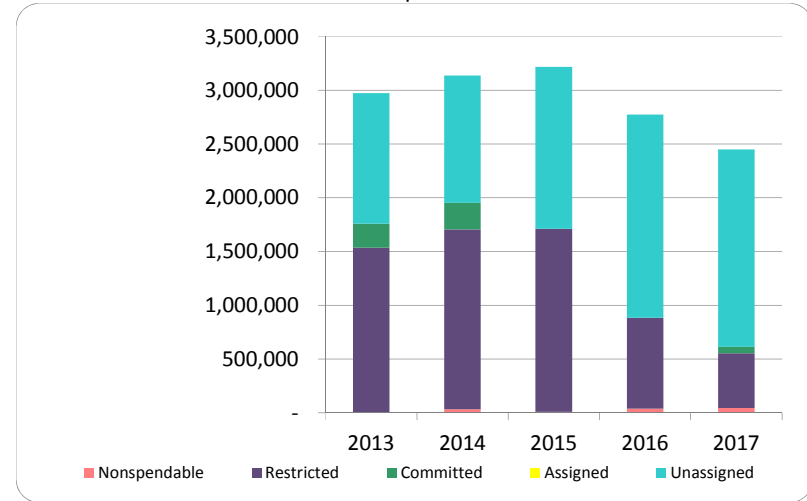
2. Compared to the prior year

	2016	2017	% change
Revenue	6,505,986	5,878,097	-9.65%
Expenditures	6,949,219	6,201,477	-10.76%
Surplus (shortfall)	(443,233)	(323,380)	-27.04%
Fund balance, by component:			
Nonspendable	38,275	44,817	17.09%
Restricted	844,640	508,723	-39.77%
Committed	-	59,152	N/A
Assigned	-	-	N/A
Unassigned	1,892,302	1,839,145	-2.81%
total fund balance	2,775,217	2,451,837	-11.65%

3. Fund balance per capita - compared to the prior year



4. Historical trends of individual components



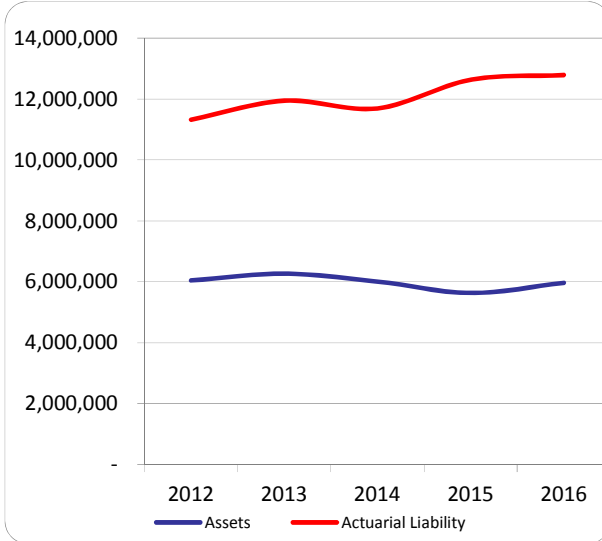
Commentary:

For more information on our unit's finances, contact Karen Samborski at (734) 439-1501.

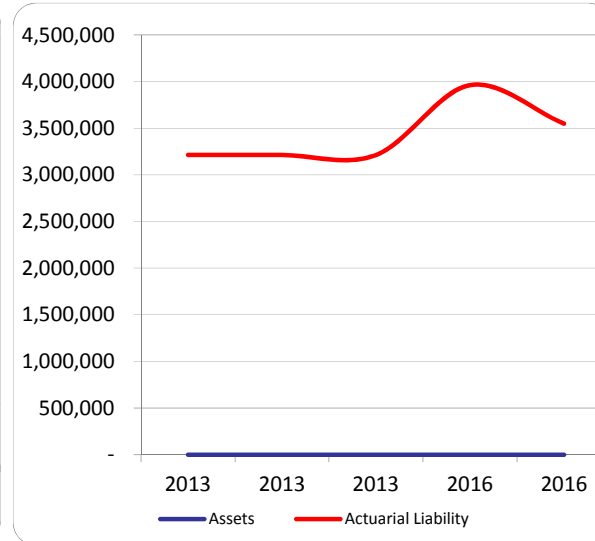
CITIZEN'S GUIDE TO LOCAL UNIT FINANCES - City of Milan (81-2020)

OTHER LONG TERM OBLIGATIONS

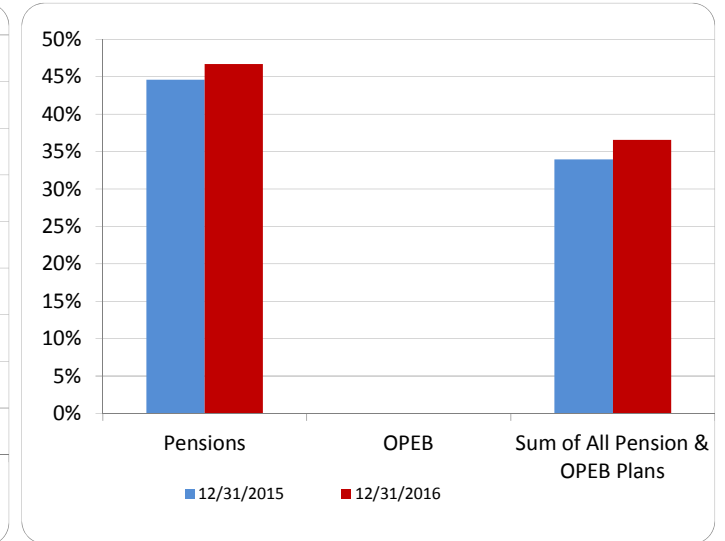
1. Pension funding status



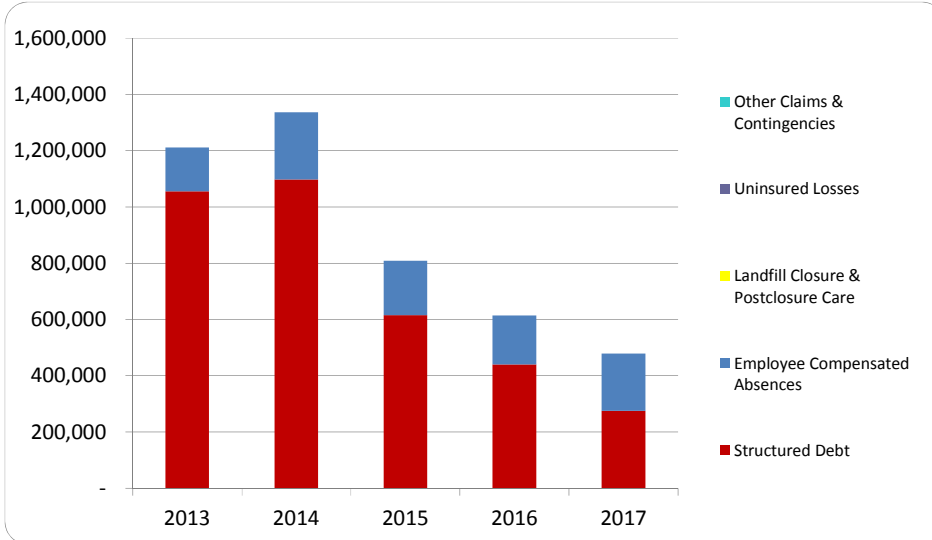
2. Retiree Health care funding status



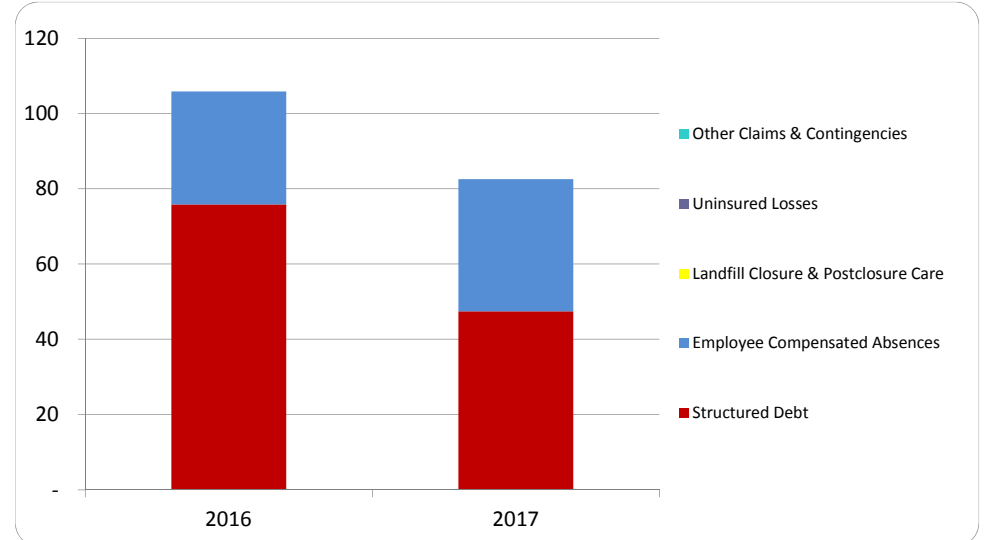
3. Percent funded - compared to the prior year



4. Long Term Debt obligations:



5. Debt & other long term obligations per capita - compared to the prior year



Commentary:

For more information on our unit's finances, contact Karen Samborski at (734) 439-1501.